



GALVA-DECK®

Wire Mesh Decking



MANUFACTURED AND SOURCED IN THE UNITED STATES

INDUSTRY LEADER IN GALVANIZED WIRE DECKING

GALVA-DECK® WIRE MESH DECKING

GALVA-DECK® is a cost-effective galvanized wire mesh deck used with pallet racking. Each deck is reinforced with formed galvanized steel channels that are welded to the wire mesh. Wire decking is strong, safe, and easy to install. Testing has shown GALVA-DECK® to outlast and outperform painted and powder-coated decks, not to mention the outstanding reflective quality of the galvanized finish. A product of the USA, GALVA-DECK® is designed, engineered, and manufactured to meet your specific requirements.



ADVANTAGES OF GALVA-DECK®

- Better Abrasion Resistance
- Finish Won't Flake or Chip
- Reflects More Light
- Improves Shop Appearance
- Better Value
- Stronger
- Longer Life
- Easily Installed
- Metallically Bonded Coating

For more detailed information, review our technical bulletins and third-party testing data at www.jlwire.com.

QUALITY AND VALUE


At J&L, quality is all about assuring that our finished products will consistently meet and exceed your expectations. To achieve a high level of quality, we adhere to engineered specifications and procedures to assure compliance with RMI requirements.

BASIC CONSTRUCTION

GALVA-DECK® comes in a variety of sizes and patterns to meet any need. Wire is drawn to the requested size and zinc coated for protection. All channels are formed in house from cold-rolled sheet steel ordered from internally designed material specifications. Based on your requirements such as rack configuration, size, and working load, wire and channel gauges are selected along with the pattern and number of channels needed to provide the desired end result.

CUSTOM DECKING

Not all pallet racking is created equal. For this reason, we have the capability of manufacturing more than standardized decking. Our team can help engineer a custom deck that meets the exact specification of almost any application.



COMMON CONFIGURATIONS

The following are some of the more common configurations found in warehouse decking that are manufactured using our zinc coated wire and welded support channels. Also available is our innovative Internal Structural Mesh decking that uses 14GA wire along with integrated independent support channels. The design of these “tuck-style” decks requires the support channels to be directly bolted in place to the rack beam thereby helping to stabilize the overall rack system. For more detailed information on this deck configuration, refer to www.jlwire.com.



Standard Waterfall

(w/standard channel)

Decking designed with an edge bent 90° overlapping the horizontal support beam of the pallet rack to help hold the wire deck in place.



Inside Waterfall

(w/standard channel)

Decking is flush with the horizontal beam and the edges bent 90° to rest within the step beam. This design is ideal for use in tight areas and when the front or rear beams must be open for bar coding.



Single Rivet Shelving

(Bulk Storage)

These single-riveted bulk storage decks are specially designed to fit 5/8" step beams. The single rivet shelving also features available underside wires for increased capacity.



Double Rivet Shelving

(Bulk Storage)

J&L's wire decks for bulk storage are designed with waterfalls in the front and rear for safety when hand loading. These waterfalls prevent clothing from catching and injury to hands.



Internal Structural Mesh

(Internal to Rack Beams)

The front and back sections of the screens are bent downward to fit snugly under the lip of the rack beam. Independent 14 GA supports are inserted under the mesh and secured to the beams to complete the product. There are no overhanging and/or sharp edges thereby reducing the potential for injury or snagged pallets. For more information, request our brochure dedicated to this innovative product.



CHANNELS

In addition to the way a wire deck rests on a rack's beams, the addition of welded support channels are necessary to assure the structural rigidity of the deck and specified working load. Following are some of the more common channel supports utilized by GALVA-DECK®:




Universal Flange

A channel welded to the wire deck that is designed for use on either structural C channel beams, box beams, or step beams. The end of the channel is open and flared enabling it to sit between the decking and beam.



Standard Channel

A channel welded to the wire deck that is designed for use on racks with step beams. The end of the channel is cut square and perpendicular to its overall length and rests between the support beams.




Inverted Channels

Channels are inverted from their upright position to eliminate the buildup of dust, dirt, or any other debris. It is a common practice found in the food storage industry. Deck capacities are slightly less when channels are in this position.

MESH PATTERNS

Wire decking also comes in a variety of mesh patterns, using different wire diameters and channel gauges. Our 2"X 4" and 2½"X 4" are the most common, but others are available and shown below. It is important to recognize that mesh patterns are essential in determining work load capacities, as well as enhancing the overall look and functionality of the decking. Following are some of the more common configurations.



2"X 2" Mesh Pattern

This mesh pattern provides extra support for heavy loads.

MESH PATTERNS VARIOUS SIZES

1X2 1X4 2X2
2X3 2X4 4X4
2½X4

All are available in 2, 4, 5, and 6-gauge galvanized wire. Other configurations are available upon request.



1"X 4" Mesh Pattern

Is ideal for use with small products and increased load capacities.

Wire Mesh and Channel Size – Typically, wire and channel gauges are selected based on work load requirements. Most common sizes would include either 4, or 6-gauge wire, and 16 or 14 gauge channels. The number of channel supports welded to the deck (usually from 3 to 6 channels) determine the work load capacity of the finished product. Other wire and channel sizes are available upon request.

ACCESSORIES

In addition to wire mesh decking, we offer a variety of other products/accessories for your specific storage needs. Call your J&L representative today for help with your next project.



Top Hat Pallet Support

Support rests on the inside of the beam. Holes are punched on each end to secure support in place.





Double-Flange Pallet Support

Support is hung over top of rack beam. Holes are punched on each end to secure support in place.




Hanging Divider

Similar to the clip divider, these dividers are designed to be made for either front to back or left to right applications. The design allows for quick and easy installation.



Clip Divider

Galvanized wire panels that fit within the wire mesh pattern used by the deck. They simply clip in place in seconds and create sections within your bays to help divide products on a single deck.



Flue Space Divider

Galvanized wire dividers that are formed and bent to fit within the wire mesh pattern used by the deck. They are used when loading products from both sides of the rack and feature a flue area for water flow in case of fire.

SERVICES AND SUPPORT

J&L Wire is known for providing the best quality service and support. We offer same day quotes for most projects.

Our knowledgeable sales associates can help you establish the right decking for your application. J&L Wire carries limited stock on most standard sizes of wire decking and pallet supports at our Walterboro location. In addition, we also work with a network of stocking distributors throughout the United States and Canada.

THE COMPANY

J&L Wire, located in St. Paul, Minnesota and Walterboro, South Carolina, is a leading manufacturer of galvanized and bright basic wire used in a variety of industrial applications. We specialize in galvanized wire decking and shelving used in warehouse storage, material handling and logistics, galvanized woven wire flooring and confinement panels for agricultural applications.

For over 40 years, J&L Wire has provided our customers with quality products made in the U.S.A. To receive a quote or place an order by telephone please call one of our friendly staff at 866.777.8607.



268 West Water Street, St. Paul, MN 55107
387 Mable T. Willis Blvd., Walterboro, SC 29488
Phone: 866.777.8607 Fax: 651.224.6038
www.jlwire.com

