



J&L WIRE

GALVA-DECK®

Wire Mesh Decking

INDUSTRY LEADER IN GALVANIZED WIRE DECKING


GALVA-DECK®

Stack the Deck

GALVA-DECK® WIRE MESH DECKING

.....

GALVA-DECK® is a cost-effective galvanized wire mesh deck used with pallet racks. Each deck is reinforced with formed galvanized steel channels that are welded to the wire mesh. Wire decking is strong, safe and easy to install. Testing has shown GALVA-DECK® to outlast and outperform painted and powder-coated decks, not to mention the outstanding reflective quality of the galvanized finish. A product of the USA, GALVA-DECK® is designed and manufactured to meet your requirements.



STACK THE DECK

Our tag line, “*Stack the Deck*”, says it all. As in the game of cards where it is always advantageous to have the upper hand, so goes with owning the best possible wire decking on the market. GALVA-DECK® wire decking will work in your favor by exhibiting and providing the following characteristics:

- Better Abrasion Resistance
- Promotes a Cleaner Environment
- Reflects More Light
- Longer Life
- Metallically Bonded Coating
- Easily Installed
- Improves Shop Appearance
- Better Value
- Stronger
- Brighter Coating
- A non-peel zinc coating
- Made in America

Review our Technical Bulletins at www.jlwire.com and draw your own conclusions. Then take advantage and “Stack the Deck” in your favor by purchasing GALVA-DECK® and experience first-hand all the benefits available.

QUALITY AND VALUE

At J&L, quality is all about assuring that our finished products will consistently meet and exceed our customer’s expectations. To achieve a high level of quality, we adhere to engineered specifications from procurement of raw materials, to our methods of testing and manufacturing practices. Simply stated, a quality product imparts value. You can rest assured that our products will perform the same tomorrow as they will today, providing years of hassle-free service.

BASIC CONSTRUCTION

GALVA-DECK® comes in a variety of sizes and patterns to meet any need. Wire is drawn to stringent specifications and zinc coated for protection. All channels are formed in house from cold-rolled sheet steel ordered from internally designed material specifications. Based on your requirements such as rack configuration, size, and working load, wire and channel gauges are selected along with the pattern and number of channels needed to provide the desired end result.

CONFIGURATIONS

Pallet racks are not all the same, nor are they manufactured to meet the needs of a single industry. For this reason, they require the deck manufacturer to be flexible in their design of the wire deck to assure that the deck fits properly with the rack, and at the same time provides the necessary strength to support anticipated loads. Besides the more common deck configurations, J&L provides custom decking to fulfill this market need. Give our friendly staff a call today and see how we may be of help to you with your current needs.

GALVA-DECK®

Stack the Deck

The following are some of the more common configurations found in warehouse decking that are manufactured using our zinc coated wire and welded support channels.



Standard Waterfall

(w/standard channel)

Decking designed with an edge bent 90° overlapping the horizontal support beam of the pallet rack to help hold the wire deck in place.



Inside Waterfall

(w/standard channel)

Decking is flush with the horizontal beam and the edges bent 90° to rest within the step beam. This design is ideal for use in tight areas and when the front or rear beams must be open for bar coding.



Single Rivet Shelving

(Bulk Storage)

These single-riveted bulk storage decks are specially designed to fit 5/8" step beams. The single rivet shelving also features available underside wires for increased capacity.



Double Rivet Shelving

(Bulk Storage)

J&L's wire decks for bulk storage are designed with waterfalls in the front and rear for safety when hand loading. These waterfalls prevent clothing from catching and injury to hands.

GALVA-DECK®

Stack the Deck

CHANNELS

In addition to the way a wire deck rests on a rack's beams, the addition of welded support channels are necessary to assure the structural rigidity of the deck and specified working load. Following are some of the more common channel supports utilized by GALVA-DECK®:



Universal Flange

A channel welded to the wire deck that is designed for use on either structural C channel beams, box beams, or step beams. The end of the channel is open and flared enabling it to sit between the decking and beam.



Standard Channel

A channel welded to the wire deck that is designed for use on racks with step beams. The end of the channel is cut square and perpendicular to its overall length and rests between the support beams.




Inverted Channels

Channels are inverted from their upright position to eliminate the buildup of dust, dirt, or any other debris. This practice is commonly found in the food storage industry whereby promoting a more dust-free environment. Typically, lower working loads can be expected on decks using these channels.

MESH PATTERNS

Wire decking also comes in a variety of mesh patterns, using different wire diameters and channel gauges. Our 2"X 4" and 2½"X 4" are the most common, but others are available and shown below. It is important to recognize that mesh patterns are essential in determining work load capacities, as well as enhancing the overall look and functionality of the decking. Following are some of the more common configurations.



2"X 2" Mesh Pattern


This mesh pattern provides extra support for heavy loads.

MESH PATTERNS

Mesh patterns are available in various sizes:

2"x 4" 1"x 4" 1"x 2" 2"x 3"
2½"x 4" 2"x 2" 4"x 4"

All are available in 2, 4, 5, and 6-gauge galvanized wire. Other configurations are available upon request.



1"X 4" Mesh Pattern

This mesh pattern is ideal for use with small products and increased load capacities.


Wire Mesh and Channel Size – Typically, wire and channel gauges are selected based on work load requirements. Most common sizes would include either 4, or 6-gauge wire, and 16 or 14 gauge channels. The number of channel supports welded to the deck (usually from 3 to 6 channels) determine the work load capacity of the finished product. Other wire and channel sizes are available upon request.

GALVA-DECK®

Stack the Deck


ACCESSORIES

In addition to wire mesh decking, various accessories are available to help organize inventory. The following items are just a few that will compliment any material storage rack.



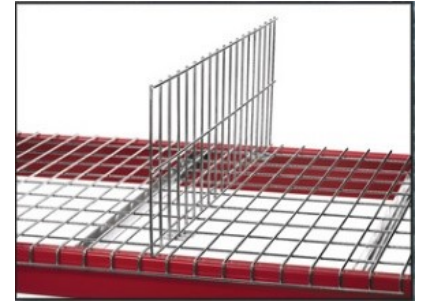
BOX STOP®

Galvanized wire stops that are formed and bent to fit within the wire mesh pattern of the deck. They can be flush or offset mounted and locked into place by the channel supports. There is no additional hardware required. This option is particularly helpful when hand loading boxes, preventing them from falling into the aisle behind the pallet rack.



Flue Space Divider

Galvanized wire dividers that are formed and bent to fit within the wire mesh pattern used by the deck. They are used when loading products from both sides of the rack and feature a flue area for water flow in case of fire.



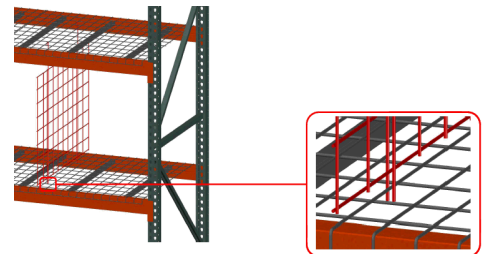
Clip Divider

Galvanized wire panels that fit within the wire mesh pattern used by the deck. They simply clip in place in seconds and create sections within your bays to help divide products on a single deck.




Hanging Divider

Similar to the clip divider, these dividers are designed to be made for either front to back or left to right applications. The design allows for quick and easy installation, and with the optional triple tiered wire construction, locks the divider into the deck below.




Check out our new GALVA-STOP® rack backing safety system. It helps prevent pallets and other items from inadvertently falling into adjoining aisles, promotes proper stacking, and contributes to the overall functionality of the workplace by promoting a neat and orderly appearance. Ask for our brochure today.



GALVA-STOP®

See our brochure on GALVA-STOP®, pallet rack backing safety system. These light-weight, vertically or horizontally mounted galvanized wire mesh panels attach directly to the rear of the rack with galvanized hardware. Panels may be flush mounted or offset 4 or 6 inches from the back of the pallet rack to meet your requirements.



Quick Clips™

GALVA-STOP® uses galvanized Quick Clips (patent pending) to attach the backing onto the pallet rack. It is by far the fastest installation method for new warehouses. These clips are locked into place by the channel supports and designed to slide under the wire decking onto the support beam.

GALVA-DECK®

Stack the Deck

SERVICES AND SUPPORT

J&L Wire is known for providing the best quality service and support. We offer same day quotes for most projects and deliver your order within weeks.

Our knowledgeable sales associates can help you establish the right decking for your application. J&L Wire has a network of stocking distributors throughout the United States and Canada. In most instances, product can be shipped directly from stock reducing the time it takes for delivery.

THE COMPANY

J&L Wire, located in St. Paul, Minnesota and Walterboro, South Carolina, is a leading manufacturer of galvanized and bright basic wire used in a variety of industrial applications. We specialize in galvanized wire decking and shelving used in warehouse storage, material handling and logistics, galvanized woven wire flooring and confinement panels for agricultural applications.

For over 35 years, J&L Wire has provided our customers with quality products made in the U.S.A. To receive a quote or place an order by telephone please call one of our friendly staff at 866.777.8607.



07/20/2018-R4



268 West Water Street, St. Paul, MN 55107
387 Mable T. Willis Blvd., Walterboro, SC 29488
Phone: 866.777.8607 Fax: 651.224.6038

www.jlwire.com



DMI
RACK MANUFACTURERS INSTITUTE
ASSOCIATE